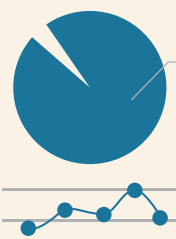


— The *Evolution* of —
Cell Culture
 with **3D Applications**

The Problem



90% of drugs that use *in vitro* cell culture screening fail to meet the efficacy or safety margins required in clinical trials.

There are 2 major reasons for failure:



Toxicity



Efficacy

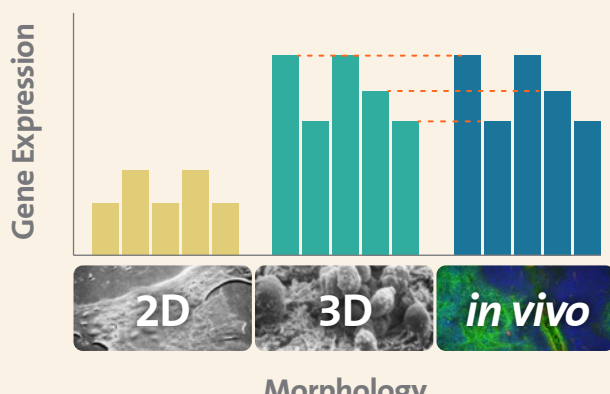
The Game Changer

2D
CELL CULTURE

plays a pivotal role in drug discovery and cell biology research, but it is limited in the context of *in vivo* conditions.

In vivo-like 3D models more effectively support biologically relevant experiments.

3D
CELL CULTURE



Cells cultured in a 2D environment:

- Exhibit flattened morphology
- Divide aberrantly
- Lose their differentiated phenotype

When embedded in a 3D culture environment, some cell types can regain their:

- Physiological morphology
- Gene expression
- Functionality

The Idea Applied

Advancing Cell Culture »

3D cell culture methods have a major impact on many applications such as:



Stem Cell Culture and Differentiation



Tissue Engineering



Drug and Toxicity Screening



Cancer Cell Biology



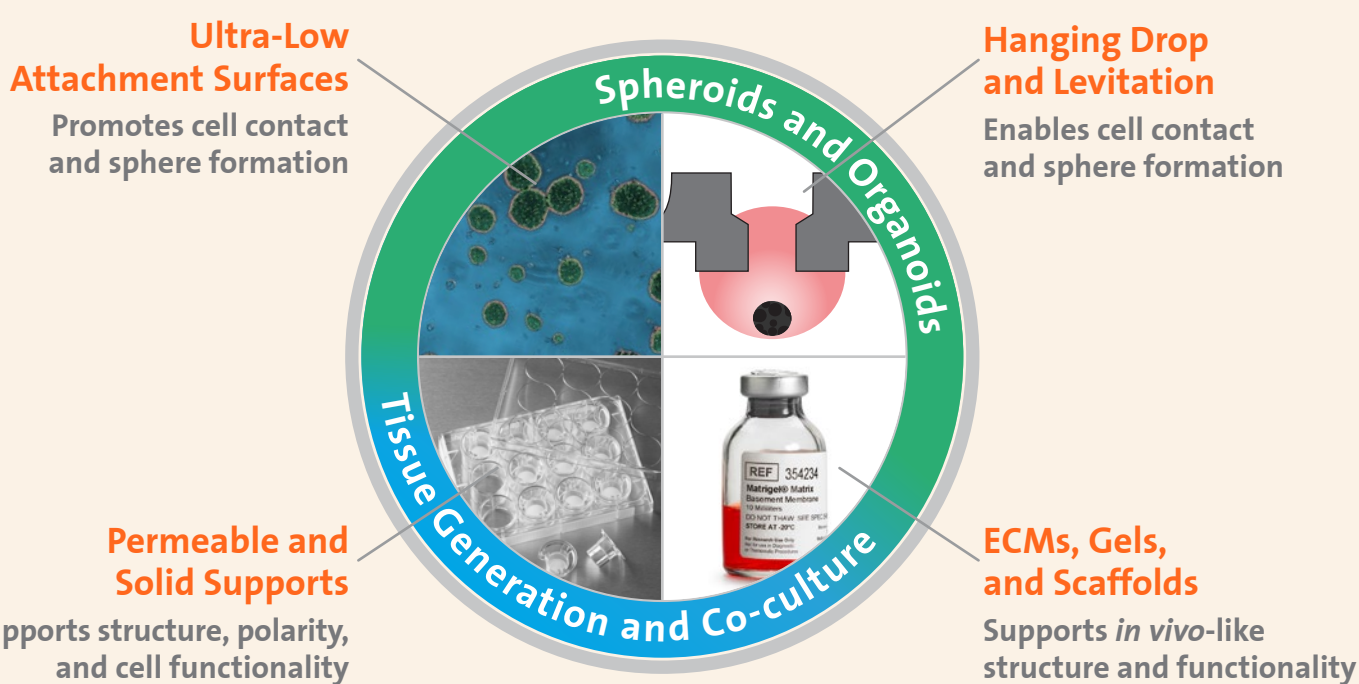
Neurobiology



Visit www.corning.com/3D to learn more about the various research areas using 3D cell culture techniques.

The Environment

The spectrum of 3D cell culture models is vast and varied depending on your requirements, cell type, and application. Each option has advantages and disadvantages. The main tools available today include:



There are many different techniques and approaches used to perform 3D cell culture. **Download** our literature review to learn more about 3D cell culture assays and systems.

The 3D Advantage



When grown in an optimal environment, 3D cells exhibit *in vivo*-like behaviors and functionality that may not be observed in a 2D system. 3D cell culture models are more capable of recapitulating *in vivo* functionality and responses.

The Impact

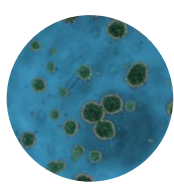
Research efficiencies are realized with the potential to improve results and decrease development timelines.



3D Cell Culture is complex. Finding a trusted, experienced partner is simple. Corning Life Sciences' 3D cell culture products include:



Corning® Matrigel® Matrix, ECMs, and Scaffolds



Spheroid Microplates with Ultra-Low Attachment Surfaces



Transwell® Permeable Supports



Download 3D cell culture resources by visiting www.corning.com/3D

CORNING

Order Corning products for advanced cell culture applications online at www.corning.com/lifesciences

Warranty/Disclaimer: Unless otherwise specified, all products are for research use only. Not intended for use in diagnostic or therapeutic procedures. Not for use in humans. Corning Life Sciences makes no claims regarding the performance of these products for clinical or diagnostic applications.

For a listing of trademarks, visit www.corning.com/clstrademarks. All other trademarks are the property of their respective owners.